


HOW TO CROCHET

with



BY HEX



The book cover features a hand-drawn illustration on a light brown background. At the top is a bat silhouette with orange and red wings and a pink mask. At the bottom is a pink triangle with a green and yellow scalloped border. The background is decorated with a blue lace-like pattern. A red vertical strip is on the left edge.

HOW TO CROCHET
• WITH •
BATMAN




Chapter One:

HOW TO CROCHET

BASIC CROCHET STITCHES: Crochet also is a very versatile needle art; articles produced range from the most delicate lingerie to the most intricate designs for altar laces.

There are three different types of crochet: the Basic Crochet, Afghan Stitches and Pile. All are made



for rug cotton.

STITCH GAUGE

thus of the finish used; and this is yarn to be used. looseness desired. is influenced by o put upon the thread of nervous and muscular by always holding the comfortable for your hand.

At the beginning of the stitches to the inch rows or rounds to the that you get the se



BATMAN faces
the JOKER
defiently



JOKER: This is very important
So pay attention

You need to make.....






Pointed Edging

a stitch.









Step 1



